



**Student/Parent Portal**

Hi and Welcome to the MyEdBC Parent Portal,

Here are just a few things that you can do within this program.

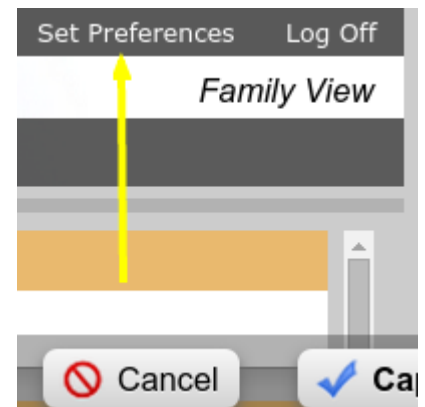
- Check your child’s attendance
- See if the contact information is up to date
- Look at your child’s current and previous marks, assignments, and due dates

Here’s how you get started. Your log in ID is your e-mail address that you provided the school. A password should have been e-mailed to you (if you haven’t received it, check with your school’s office to make sure your e-mail is correct).

Select the *MyEducation BC* link on your school’s web page.

Log in and the first thing you want to do is set your preferences (located in the top right hand corner).

Change *default locale* to Canada. For the next tab, **Security**, add a security question and the answer. This is so that you can reset your password if necessary. Click **Ok**



**Navigation**

There are 5 top tabs on the main page. The **Pages** top tab is just where you see the main screen. The two that you will need to look at the most will be **Family** and **Academics**. Note that within this program, any time you see blue writing, it is a link that you can open.

**Student/Parent Portal**

### Family Top Tab

**Details** shows the basic information about your child.

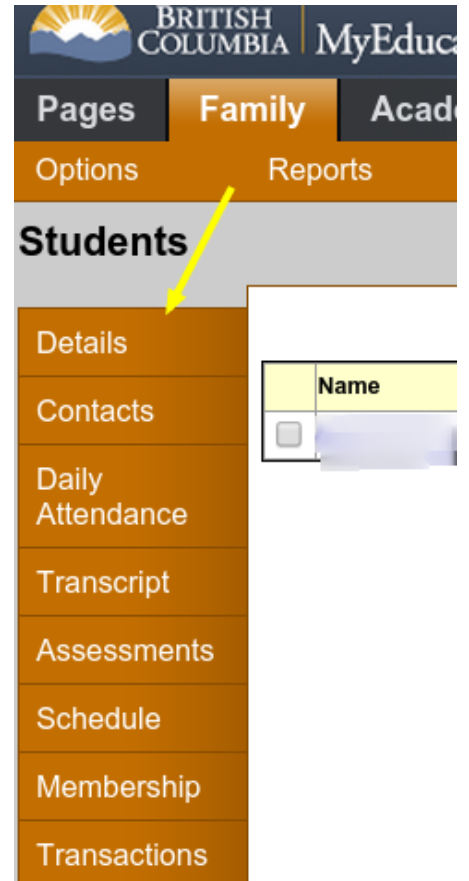
**Contacts** shows who is listed as the emergency contacts.

**Daily Attendance** For elementary school students, lists all the days that your child has been late/absent and the reason (if it was supplied to the office).

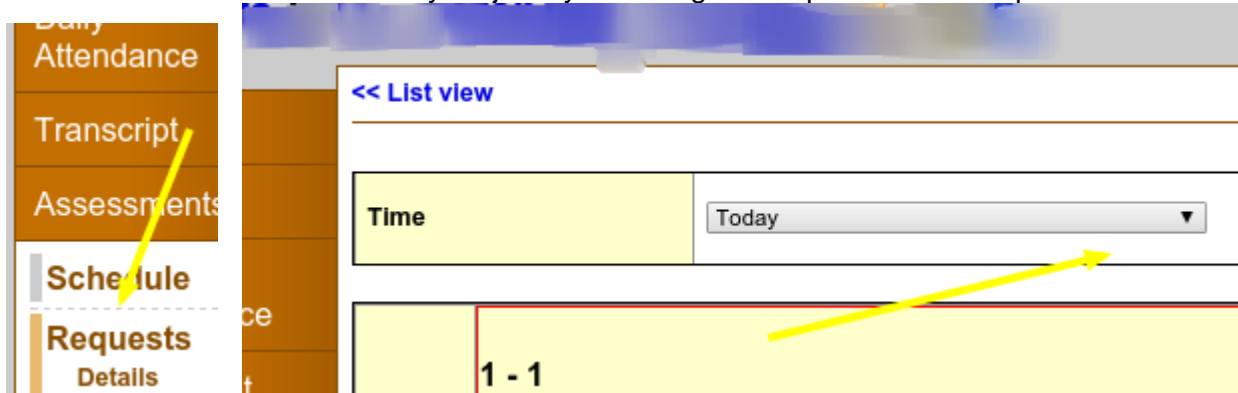
**Transcript** has class marks from the current and previous years.

**Assessments** shows whether the FSAs in grade 4 and 7 were done and will have the uploaded marks from government exams in grades 10, 11, and 12.

The bottom two side tabs **Documents** and **Notification** are not currently being used.



**Schedule** gives information on the secondary student's timetable. You can look at today's schedule, the semester schedule or the whole year just by switching the drop down at the top of the window.



In the spring, you can view (course) **requests** that your child has made for the next school year.

**Membership** shows what schools your child has attended (note E=enrolled, W=withdrawn)

**Transactions** indicates the fees that have been paid and if there are any outstanding (library fees may be recorded elsewhere).

Note: you can go back at any time by clicking on the blue writing above the side tabs.



**Student/Parent Portal**

### The Academics Top Tab

The courses your child is including attendance and a snapshot of current performance. Provided that the MyEducation BC gradebook is being used.

Details

Assignments

Attendance

0 of 5 selected

							Current Te		
Description	Description	Course	Term	Teacher	Classrm	Current Performance	Abs	Tdy	Dsm
<a href="#">PLANNING 10</a>	PLANNING 10	MPLAN10-50	FY				0	0	0
			S2				4	0	0
			S2				3	2	0
			S2				4	0	0
	E		S2	F			6	1	0

Each class name is in blue which means it is a link. If you click on that link, it automatically will open up the **Details** side tab.

**Assignments** gives details about each assignment and how your child did on each one. If you can't see any marks, you need to click on the dropdown menu in the middle top and change it to All. Each assignment is also a link

Category

Grade Term

0 of 19 selected

**Attendance** for middle and high school students, shows the attendance for that particular class.

### Groups Top Tab

Your child's connection to any school groups

### Calendars Top Tab

When assignments are assigned and when they are due.